

CME COURSE INSTRUCTIONS

1. Navigate to the TMLT myPortal login page at myportal.tmlt.org. Please note, Google Chrome is the optimal browser for accessing our sites. Once on the myPortal login page, follow one of these two options:
 - A. If you're a **returning user** - Enter your myPortal Username and Password under "Sign in."
 - B. If you do not have an existing myPortal account, choose – **New User Registration – Individual**



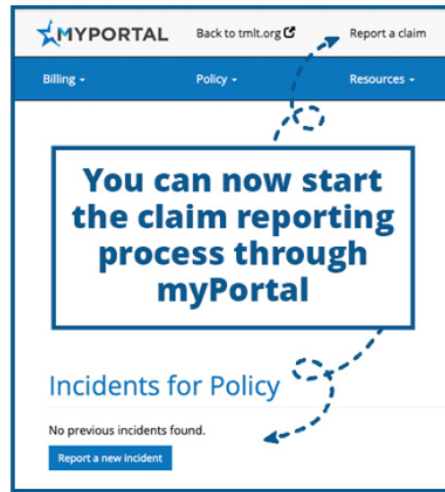
Sign in

User Name

Password

Log in

[Forgot Password?](#)
[Pay as Guest](#)
New User Registration - Individual
[New User Registration - Group Administrator](#)



2. You must enter your TMLT/TMIC/LSA policy number and medical license number when creating your account. If you are not a policyholder, skip the policy number field, click **Next**, enter your contact information on the next screen, and then click **Register**. **You will receive a welcome email with a link to activate your account.** Once activated, log in with the username and password you created during registration.

LOG IN

New individual user

Forgot Username? [recover username](#)

Please enter all required information below. Password is case-sensitive, and must be at least 8 characters. (**If you don't have a medical license, to register please call 800-580-8658 ext. 5050 for TMLT or 844-595-8866 toll free for LoneStar Alliance.)

* — Required fields

* Username: (Must not contain these special characters)

* E-mail address:

* Password: (Minimum length: 8 characters)

* Confirm password:

* Password recovery question: Select a recovery question

* Password recovery answer:

* Medical license number: (No license? See above)**

* Medical license state: Select State

Policyholders

You must enter your policy number to make a payment, view information, and receive policyholder pricing on CME.

Policy number: TMLT: 1-##### or TMIC: 2-##### or LSA: 4-#####

I'm not a robot

Next

2nd screen for non-policyholders

New individual user

Please enter your contact information below. You will be sent an email with a link to activate your account.

* — Required fields

* First name:

* Last name:

* Street Address:

Apt/Suite/Other:

* City:

* State: Unknown

* ZIP code:

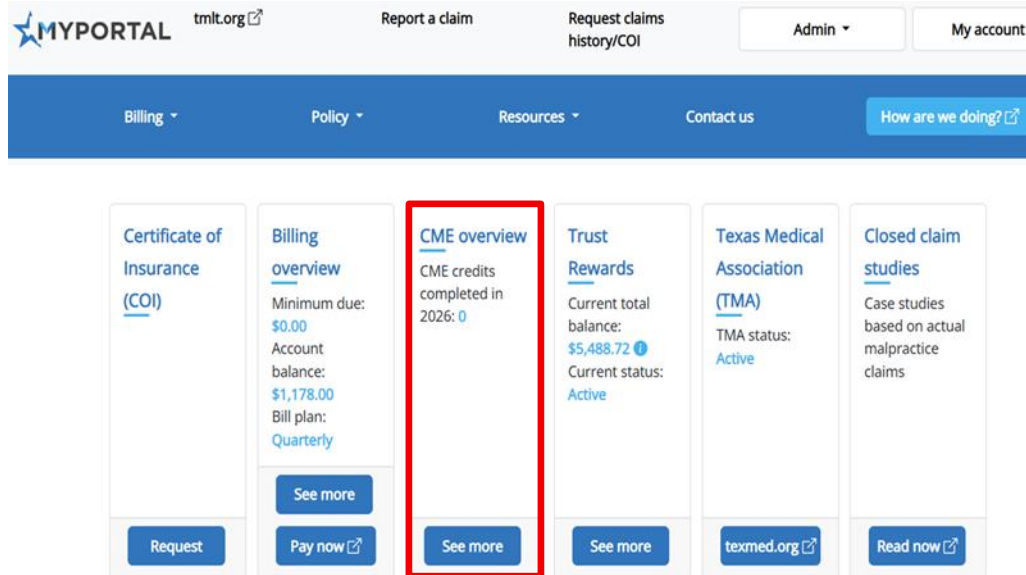
* Phone number:

Register

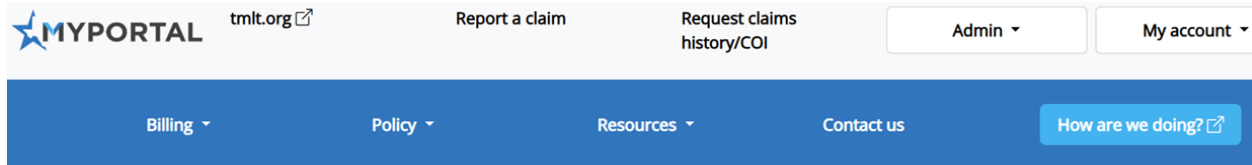
[>> Back to login](#)

CME COURSE INSTRUCTIONS

- Once logged in, click **See more** in the **CME Overview** pod. This will take you to a page with a transcript of the last three years of courses you have taken with TMLT. Before purchasing and taking a CME, take note of the courses you have completed, if any, so you don't purchase a duplicate course. **Duplicate courses will not be honored for the discount.**



- When you're ready to take a course, click the **Online CME Courses** button. This will take you to our online CME catalogue, InReach.



CME Credit History

[Online CME courses](#)



The last three years of your TMLT CME courses are listed below. Policyholders may complete 2 eligible TMLT CME courses for the maximum 6% CME discount (each eligible course is worth a 3% discount). The courses must be 2-hours or longer. Please note that 1-hour courses cannot be combined for a discount and 4-hour courses do not count for a double discount. The discount can be earned annually by fulfilling the TMLT CME requirement each year. The courses must be completed prior to renewal.

The following link provides instructions for printing TMLT CME certificates from online courses and TMLT annual live seminars only. If you are needing a certificate for a live 1-day event, please email cmemail@tmlt.org.

[CME Certificate Instructions](#)

Course Name	Completion	Discount	Credit	Status
The AI Revolution in Medicine	08/30/2025		1.0	Not Eligible

CME COURSE INSTRUCTIONS

- Confirm that you're still logged in by looking in the right upper corner for your name. It should say, "Hello, (your first name)." Select **TMLT Discount** (or LSA Discount for LSA policyholders) below the image carousel under **Browse by Subject Matter**.

Delivery Type Search... Go Advanced Search My Courses Hello Stephanie, My Courses Cart 1

Please note that the CE catalog will be undergoing maintenance and updates on Sunday, April 5. During this maintenance window, users may experience intermittent connection issues or an inability to connect. Full function of all system services should resume by 9 AM Eastern on Monday, April 6 (if not sooner). Please plan your activities accordingly.

Welcome to TMLT's CME Home

TMLT offers risk management CME courses that allow physicians and staff to apply what they learn to everyday practice and ultimately enhance patient safety.

TMLT and TMIC policyholders who complete a 2-hour risk management CME activity may be eligible for a 3% premium discount that will be applied to their next eligible policy period. Two 2-hour courses can be taken per policy period for a maximum 6% discount.

Please note: multiple 1-hour courses may not be combined for the discount.

TMLT DISCOUNT COURSE CATALOG

PDF HOW-TO GUIDES:
CREATE AN ACCOUNT PRINT A CERTIFICATE

Browse by Subject Matter

TMLT Discount	46	Medical Records	3
Case Studies/ Claims Review	37	Mental Health	3
CME	84	Monthly Webinar Series - Recordings	20

- Make your course selection by clicking on the title or the **View Details** button.

Delivery Type Search... Go Advanced Search My Courses Hello Stephanie, My Courses Cart 1

Home

CLEAR FILTERS

MEDIA TYPE

- Online CME (On-Demand webinar) 6
- Publication (PDF) 40
- Podcast 0

CATEGORIES

- Case Studies/ Claims Review 37
- CME 84
- Coding 1
- Communication 17
- Cyber Security 3
- Delegation 4
- Documentation 33

Case Closed: Caring for Trauma Patients

Original Program Date: 03/01/2026
2 AMA PRA Category 1 Credits™ (enduring material); 1 Medical Ethics and/or Professional

These case studies are provided to help you improve patient safety and reduce potential liability risks that may arise when treating trauma patients. Typical allegations in trauma care claims include fall-
[Read more](#)

Available As:
Publication...
* See delivery types

\$100.00
[VIEW DETAILS](#)

Case Closed: Adult Primary Care (2nd Edition)

Original Program Date: 03/01/2023
2 AMA PRA Category 1 Credits™ (enduring material); 1 Medical Ethics and/or Professional

Review patient presentation, physician action, allegations and risk management considerations for adult primary care. The ultimate goal in publishing this activity is to help physicians practice safe
[Read more](#)

Available As:
Publication...
* See delivery types

\$100.00
[VIEW DETAILS](#)

Case Closed: Emergency Medicine Volume 2 (2nd Edition)

Original Program Date: 02/15/2023
2 AMA PRA Category 1 Credits™ (enduring material); 1 Medical Ethics and/or Professional

Review patient presentation, physician action, allegations and risk management considerations for emergency medicine. The ultimate goal in publishing this activity is to help physicians practice safe
[Read more](#)

Available As:
Publication...
* See delivery types

\$100.00
[VIEW DETAILS](#)

CME COURSE INSTRUCTIONS

7. Once inside the course, click the **ADD TO CART** blue button. This will take you to your cart.

The screenshot shows the TMLT website interface. At the top, there are navigation links: About TMLT, Insurance & Services, Resources, Support Center, and a 'Get Started' button. Below this is a search bar and a 'My Courses' button. The main content area displays course details for 'Case Closed: Caring for Trauma Patients', including course number, dates, and credits. A 'Purchase Options' section shows a price of \$25.00 for 'Publication (PDF)' and a total of \$100.00. A blue 'ADD TO CART' button is prominently displayed, with an orange arrow pointing to it from the right side of the image.

8. Verify that the quantity is “1” for each course that you’re purchasing. Click **Checkout**, verify the email address on the next screen, and click **Checkout** again, to reach the payment screen.

The screenshot shows the TMLT cart page. At the top, there are navigation links: Delivery Type, Search, Go, Advanced Search, My Courses, Hello Stephanie, My Courses, and Cart (1). The main content area shows the cart items table. The first item is 'Case Closed: Understanding EHR Errors - Subscription' with a quantity of 1. The quantity field is highlighted with a red box. Below the table, there is a 'Totals' section with a 'Credit Summary' button. At the bottom right, there are two buttons: 'Continue Shopping' and 'Checkout'. The 'Checkout' button is highlighted with an orange arrow pointing to it from the bottom right of the image.

CME COURSE INSTRUCTIONS

Delivery Type ▾
Search...
Go
Advanced Search
My Courses
Hello Stephanie, My Courses
Cart **1**

Home > Cart > Registration & Shipping

[Cart](#) >
 [Registration & Shipping](#) >
 [Payment](#) >
 [Summary](#)

Purchaser Contact Information
► indicates a required field

E-mail Address ✔
 First Name (Stephanie)
 Last Name (Downing)

Post-Notation
 Address 1
 Address 2

City
 State
 Postal Code

Country (UNITED STATES)
 Phone Number

Registration (Please verify the email addresses and names for users taking each product.)

Case Closed: Understanding EHR Errors - Publication (PDF) - Subscription

1st Registrant Email

Stephanie Downing

↓

Continue Shopping
Checkout

9. Enter your contact and payment information and click **Complete Purchase**.

Delivery Type ▾
Search...
Go
Advanced Search
My Courses
Hello Stephanie, My Courses
Cart **1**

Home > Cart > Registration & Shipping > Payment

[Cart](#) >
 [Registration & Shipping](#) >
 [Payment](#) >
 [Summary](#)

Media	Item Name	Quantity	Price	Ext Price
Publication (PDF)	Case Closed: Understanding EHR Errors - Subscription	1		

Sub-Total
Tax
Total

Coupon Code
 Enter coupon code, then click "Apply". Apply

Gift Card
 Enter gift card code, then click "Apply". Apply

Billing Information
 Payment Method
► indicates a required field

Credit Card

Credit Card Number Expiration Date (1-Jan 2026) CVV # [What's this?](#)

Use my contact information

Name on Card
 Street Address
 Street Address 2

City
 State
 Postal Code

Country (UNITED STATES)

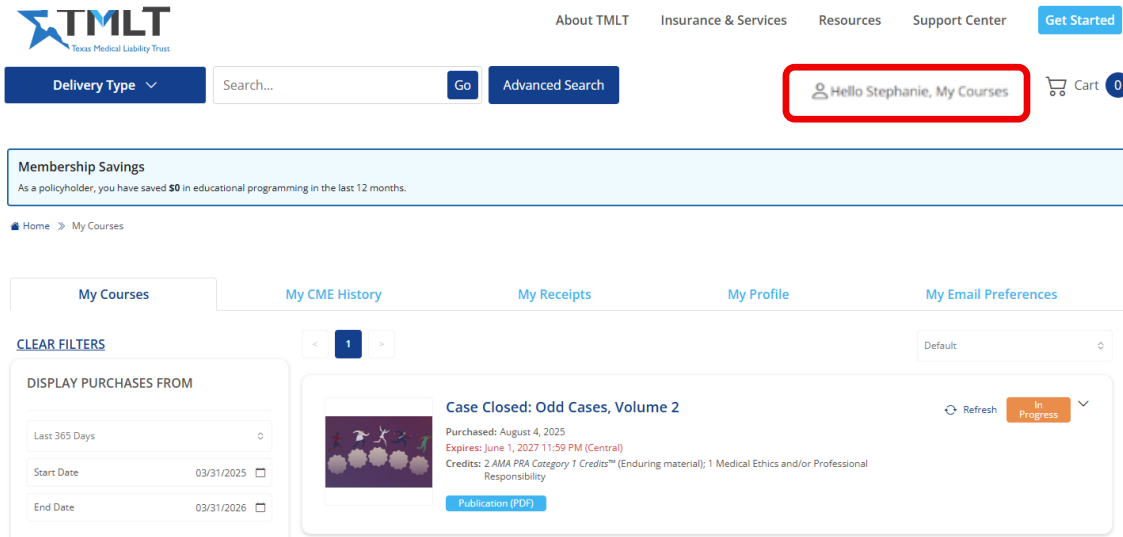
Receipt Email
If you would like a copy of your receipt emailed to additional addresses, please specify the addresses below.
 Also send receipt to: Add

←

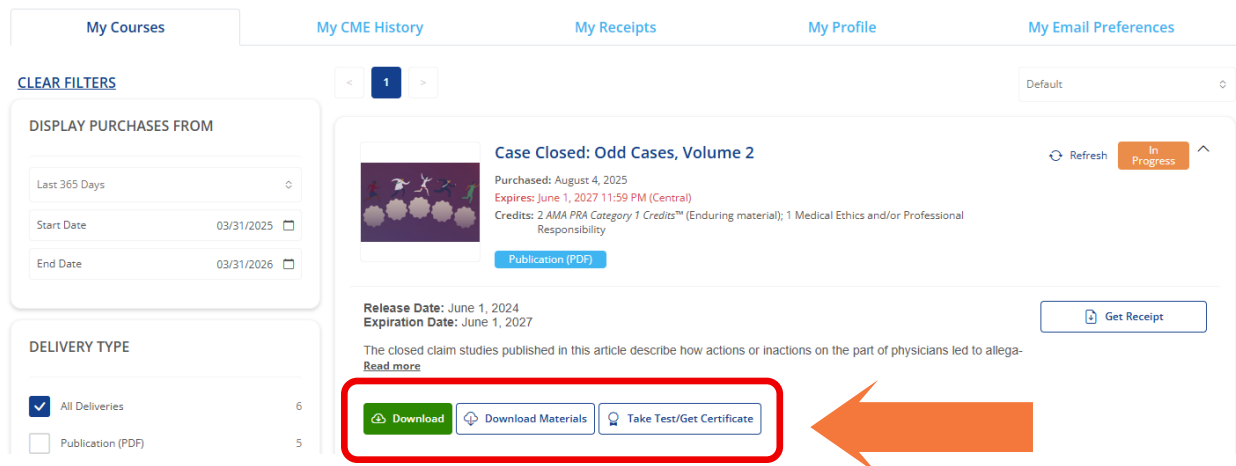
Continue Shopping
Complete Purchase

CME COURSE INSTRUCTIONS

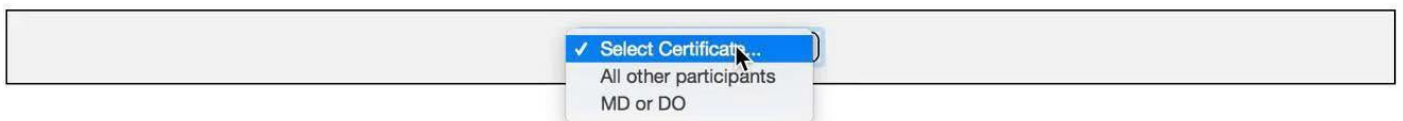
10. You will get a confirmation email once you complete your purchase. When you click on **My Courses**, the completion status will be **“In Progress.”**



11. Click on **Download** or **Download Materials** to read the materials on the screen, print them, or save them to your computer. Once you have read the materials, click on the **Take Test/Get Certificate** button to take the mandatory test and fill out the required evaluation.



12. Once you have completed the test and evaluation, click the **Get Certificate** button and choose either the “MD/DO” certificate or the “All other participants” form.



13. If eligible, your discount will automatically be applied at your next policy renewal.