



**RIGOL**

# RF Cable/Adapter/Torque Wrench

---

Product Manual  
2026.04





# Guaranty and Declaration

## Copyright

© 2025 RIGOL TECHNOLOGIES CO., LTD.

## Trademark Information

**RIGOL**® is the trademark of RIGOL TECHNOLOGIES CO., LTD.

## Publication Number

ADS04101-1110

## Software Version

Software upgrade might change or add product features. Please acquire the latest version of the manual from **RIGOL** website or contact **RIGOL** to upgrade the software.

## Notices

- **RIGOL** products are covered by P.R.C. and foreign patents, issued and pending.
- **RIGOL** reserves the right to modify or change parts of or all the specifications and pricing policies at the company's sole decision.
- Information in this publication replaces all previously released materials.
- Information in this publication is subject to change without notice.
- **RIGOL** shall not be liable for either incidental or consequential losses in connection with the furnishing, use, or performance of this manual, as well as any information contained.
- Any part of this document is forbidden to be copied, photocopied, or rearranged without prior written approval of **RIGOL**.

## Product Certification

**RIGOL** guarantees that this product conforms to the national and industrial standards in China as well as the ISO9001:2015 standard and the ISO14001:2015 standard. Other international standard conformance certifications are in progress.

## Contact Us

If you have any problem or requirement when using our products or this manual, please contact **RIGOL**.

E-mail: [service@rigol.com](mailto:service@rigol.com)

Website: [www.rigol.com](http://www.rigol.com)

# Contents

Guaranty and Declaration .....	1
Document Overview .....	3
RF Cable: CB-3.5M-3.5M-100-L-26G .....	3
RF Cable: CB-SMAM-SMAM-100-L-18G .....	6
RF Cable: CB-NM-NM-100-L-18G .....	7
RF Cable: CB-NM-SMAM-100-L-18G .....	8
RF Cable: CB-NM-3.5M-100-L-18G.....	9
RF Cable: CB-NMD3.5F-3.5F-63-L-26G (For Network Analyzer).....	10
Adapter: AD-NF-NF-L-18G .....	11
Adapter: AD-NM-NM-L-18G .....	12
Adapter: AD-SMAF-SMAF-L-18G .....	13
Adapter: AD-SMAM-SMAM-L-18G .....	14
Adapter: AD-3.5F-3.5F-L-26G .....	15
Adapter: AD-3.5M-3.5M-L-26G.....	16
Adapter: AD-NM-BNCF-L-4G .....	17
Adapter: AD-SMAM-NM-L-18G .....	18
Adapter: AD-SMAF-NM-L-18G .....	19
Adapter: AD-SMAF-BNCM-L-4G .....	20
Adapter: AD-3.5M-2.92F-L-26G.....	21
Adapter: AD-3.5F-2.92M-L-26G.....	22
Torque Wrench: TW8-8.....	23
Torque Wrench: TW12-19.....	23

# Document Overview

This manual provides specifications for RIGOL RF cables, adapters, and torque wrenches. These products are designed for use with vector network analyzers and calibration kits. You can visit the RIGOL official website ([www.rigol.com](http://www.rigol.com)) to download the latest manuals for vector network analyzers and calibration kits.

## RF Cable

Model	Frequency Range	Connector
CB-3.5M-3.5M-100-L-26G	DC-26.5 GHz	3.5 mm (Male)- 3.5 mm (Male), 100 cm
CB-SMAM-SMAM-100-L-18G	DC-18 GHz	SMA (Male)- SMA (Male), 100 cm
CB-NM-NM-100-L-18G	DC-18 GHz	N (Male)- N (Male), 100 cm
CB-NM-SMAM-100-L-18G	DC-18 GHz	N (Male)- SMA (Male), 100 cm
CB-NM-3.5M-100-L-18G	DC-18 GHz	N (Male)- 3.5 mm (Male), 100 cm
CB-NMD3.5F-3.5F-63-L-26G <sup>[1]</sup>	DC-26.5 GHz	NMD 3.5 mm (Female)- 3.5 mm (Female), 63.5 cm

[1] For use with vector network analyzers only.

## Adapter

Model	Frequency Range	Connector
AD-NF-NF-L-18G	DC-18 GHz	N (Female)- N (Female)
AD-NM-NM-L-18G	DC-18 GHz	N (Male)- N (Male)
AD-SMAF-SMAF-L-18G	DC-18 GHz	SMA (Female)- SMA (Female)
AD-SMAM-SMAM-L-18G	DC-18 GHz	SMA (Male)- SMA (Male)
AD-3.5F-3.5F-L-26G	DC-26.5 GHz	3.5 mm (Female)- 3.5 mm (Female)
AD-3.5M-3.5M-L-26G	DC-26.5 GHz	3.5 mm (Male)- 3.5 mm (Male)
AD-NM-BNCF-L-4G	DC-4 GHz	N (Male)- BNC (Female)

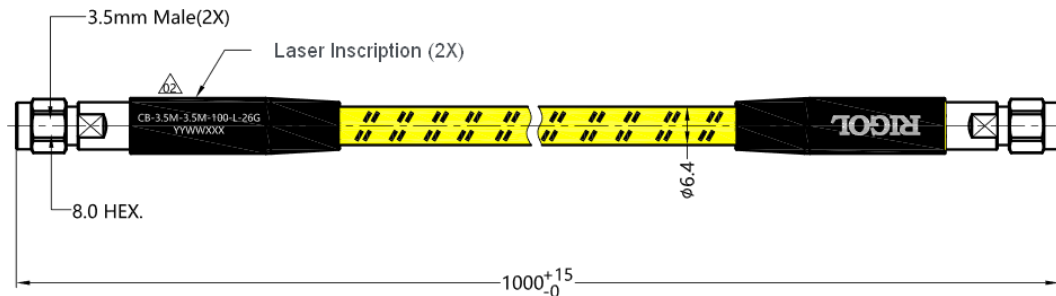
AD-SMAM-NM-L-18G	DC-18 GHz	SMA (Male)- N (Male)
AD-SMAF-NM-L-18G	DC-18 GHz	SMA (Female)- N (Male)
AD-SMAF-BNCF-L-4G	DC-4 GHz	SMA (Female)- BNC (Male)
AD-3.5M-2.92F-L-26G	DC-26.5 GHz	3.5 mm (Male)- 2.92 mm (Female)
AD-3.5F-2.92M-L-26G	DC-26.5 GHz	3.5 mm (Female)- 2.92 mm (Male)

## Torque Wrench

Model	Specification	Compatible Connector
TW8-8	8 in - lb, 8.1 mm open-end	SMA, 3.5 mm connector
TW812-19	12 in - lb, 19.1 mm open-end	N-type connector

# RF Cable: CB-3.5M-3.5M-100-L-26G

DC-26.5 GHz, 3.5 mm (Male)- 3.5 mm (Male), 100 cm



## MATERIAL SPECIFICATIONS

Piece Parts	Materials	Plating
Coupling nut	Stainless steel	Passivation
Body	Stainless steel	Passivation
Contact Pin	Be-Cu	Gold
Insulator	PEEK	Natural
Barrel	Aluminum	Black anodizing
Cable	RG26, Armored low loss stabilized phase rf cable(Yellow+Black)	-

## ELECTRICAL SPECIFICATIONS

- Impedance: 50  $\Omega$
- Frequency range: DC-26.5 GHz
- Voltage rating: 250  $V_{rms}$
- Dielectric withstanding voltage: 750 V (AC)
- Insulation resistance: 5000 M $\Omega$
- VSWR:  $\leq 1.25$
- Insertion loss:  $\leq 2.9$  dB
- Mechanical phase stability:  $\pm 4^\circ$  (Dual channel)
- Mechanical amplitude stability:  $\pm 0.1$  dB (Dual channel)

## MECHANICAL SPECIFICATIONS

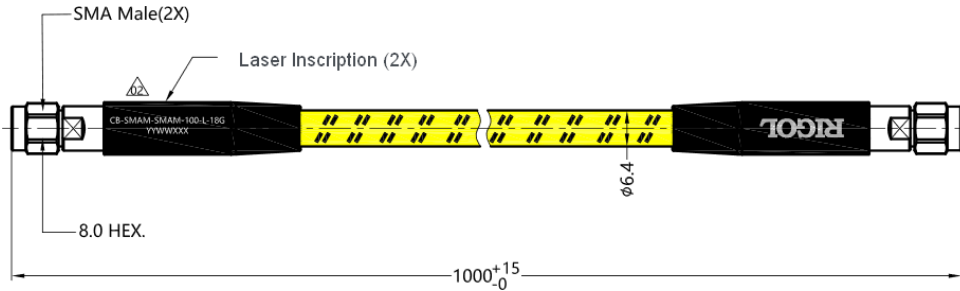
- Min. bending radius static: 32 mm
- Min. bending radius dynamic: 64 mm
- Recommended coupling torque: 7 - 9 in - lbs
- Coupling nut retention force: 60 lbs
- Durability: 500 Cycles

## ENVIRONMENTAL SPECIFICATIONS

- RoHS & REACH: Compliant
- Temperature range: -55  $^\circ\text{C}$  - +105  $^\circ\text{C}$

# RF Cable: CB-SMAM-SMAM-100-L-18G

DC-18 GHz, SMA (Male)- SMA (Male), 100 cm



## MATERIAL SPECIFICATIONS

Piece Parts	Materials	Plating
Coupling nut	Stainless steel	Passivation
Body	Stainless steel	Passivation
Contact Pin	Phosphor bronze	Gold
Insulator	PTFE	Natural
Barrel	Aluminum	Black anodizing
Cable	RG18, armored low-loss phase-stabilized RF cable, yellow and black	-

## ELECTRICAL SPECIFICATIONS

- Impedance: 50  $\Omega$
- Frequency range: DC-18 GHz
- Voltage rating: 250  $V_{rms}$
- Dielectric withstanding voltage: 750 V (AC)
- Insulation resistance: 5000 M $\Omega$
- VSWR:  $\leq 1.25$
- Insertion loss:  $\leq 2.4$  dB
- Mechanical phase stability:  $\pm 4^\circ$  (Dual channel)
- Mechanical amplitude stability:  $\pm 0.1$  dB (Dual channel)

## MECHANICAL SPECIFICATIONS

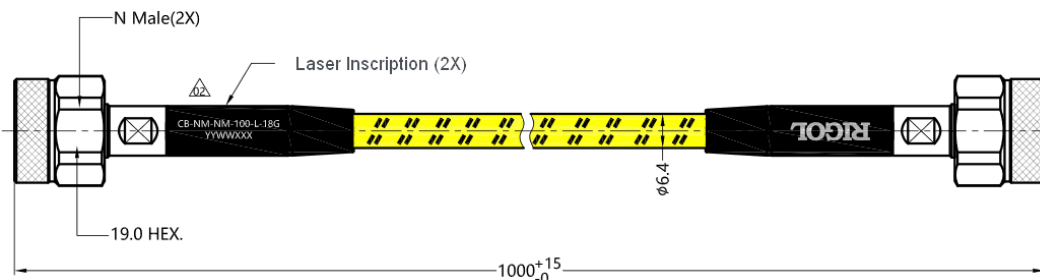
- Min. bending radius static: 32 mm
- Min. bending radius dynamic: 64 mm
- Recommended coupling torque: 7 - 9 in - lbs
- Coupling nut retention force: 60 lbs
- Durability: 500 Cycles

## ENVIRONMENTAL SPECIFICATIONS

- RoHS & REACH: Compliant
- Temperature range: -55  $^\circ\text{C}$  - +105  $^\circ\text{C}$

# RF Cable: CB-NM-NM-100-L-18G

DC-18 GHz, N (Male)- N (Male), 100 cm



## MATERIAL SPECIFICATIONS

Piece Parts	Materials	Plating
Coupling nut	Stainless steel	Passivation
Body	Stainless steel	Passivation
Contact Pin	Be - Cu	Gold
Insulator	PEI&PEEK	Natural
Barrel	Aluminum	Black anodizing
Cable	RG18, armored low-loss phase-stable RF cable, yellow and black	-

## ELECTRICAL SPECIFICATIONS

- Impedance: 50  $\Omega$
- Frequency range: DC-18 GHz
- Voltage rating: 250  $V_{rms}$
- Dielectric withstanding voltage: 750V (AC)
- Insulation resistance: 5000 M $\Omega$
- VSWR:  $\leq 1.25$
- Insertion loss:  $\leq 2.4$ dB
- Mechanical phase stability:  $\pm 4^\circ$  (Dual-channel)
- Mechanical amplitude stability:  $\pm 0.1$  dB (Dual-channel)

## MECHANICAL SPECIFICATIONS

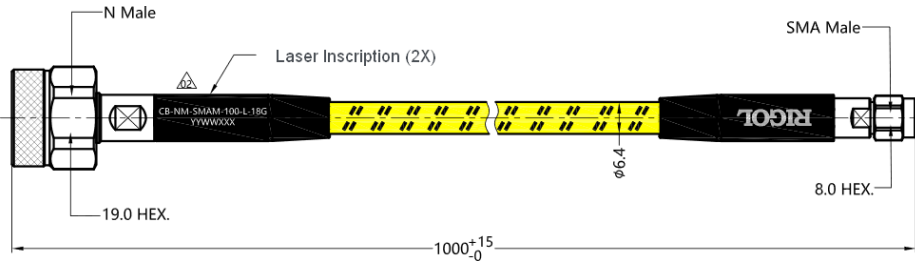
- Min. bending radius static: 32mm
- Min. bending radius dynamic: 64mm
- Recommended coupling torque: 9 - 14 in - lbs
- Coupling nut retention force: 100 lbs
- Durability: 500 Cycles

## ENVIRONMENTAL SPECIFICATIONS

- RoHS & REACH: Compliant
- Temperature range: -55  $^\circ\text{C}$  - +105  $^\circ\text{C}$

# RF Cable: CB-NM-SMAM-100-L-18G

DC-18 GHz, N (Male)- SMA (Male), 100 cm



## MATERIAL SPECIFICATIONS

Piece Parts	Materials	Plating
Coupling nut	Stainless steel	Passivation
Body	Stainless steel	Passivation
Contact Pin	NM (Be – Cu) SM (Phosphor bronze)	Gold;Gold
Insulator	PEI&PEEK(NM); PTFE(SM)	Natural; Natural
Barrel	Aluminum	Black anodizing
Cable	RG18, armored low-loss phase-stable RF cable, yellow and black	-

## ELECTRICAL SPECIFICATIONS

- Impedance: 50  $\Omega$
- Frequency range: DC-18 GHz
- Voltage rating: 250  $V_{rms}$
- Dielectric withstanding voltage: 750 V (AC)
- Insulation resistance: 5000 M $\Omega$
- VSWR:  $\leq 1.25$
- Insertion loss:  $\leq 2.4$ dB
- Mechanical phase stability:  $\pm 4^\circ$  (Dual channel)
- Mechanical amplitude stability:  $\pm 0.1$  dB (Dual channel)

## MECHANICAL SPECIFICATIONS

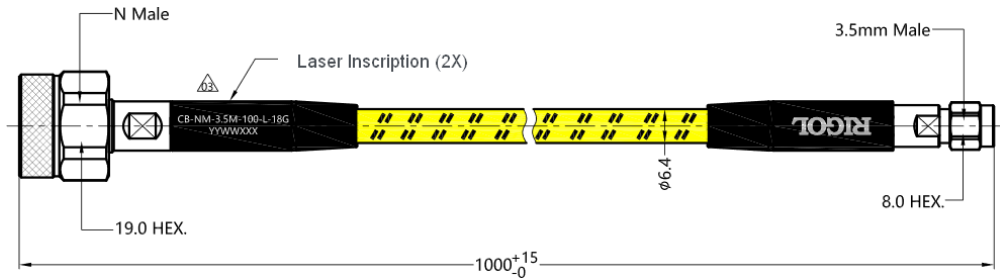
- Min. bending radius static: 32 mm
- Min. bending radius dynamic: 64 mm
- Recommended coupling torque:
  - 9 - 14 in - lbs (NM)
  - 7 - 9 in - lbs (SM)
- Coupling nut retention force: 100 lbs (NM); 60 lbs (SM)
- Durability: 500 Cycles

## ENVIRONMENTAL SPECIFICATIONS

- RoHS & REACH: Compliant
- Temperature range: -55  $^\circ\text{C}$  - +105  $^\circ\text{C}$

# RF Cable: CB-NM-3.5M-100-L-18G

DC-18 GHz, N (Male)- 3.5 mm (Male), 100 cm



## MATERIAL SPECIFICATIONS

Piece Parts	Materials	Plating
Coupling nut	Stainless steel	Passivation
Body	Stainless steel	Passivation
Contact Pin	Be – Cu	Gold
Insulator	PEI&PEEK(NM); PEEK(35 M)	Natural; Natural
Barrel	Aluminum	Black anodizing
Cable	RG18, armored low-loss phase-stable RF cable, yellow and black	-

## ELECTRICAL SPECIFICATIONS

- Impedance: 50 Ω
- Frequency range: DC-18 GHz
- Voltage rating: 250 V<sub>rms</sub>
- Dielectric withstanding voltage: 750 V (AC)
- Insulation resistance: 5000 MΩ
- VSWR: ≤ 1.25
- Insertion loss: ≤ 2.4dB
- Mechanical phase stability: ±4° (Dual channel)
- Mechanical amplitude stability: ±0.1 dB (Dual channel)

## MECHANICAL SPECIFICATIONS

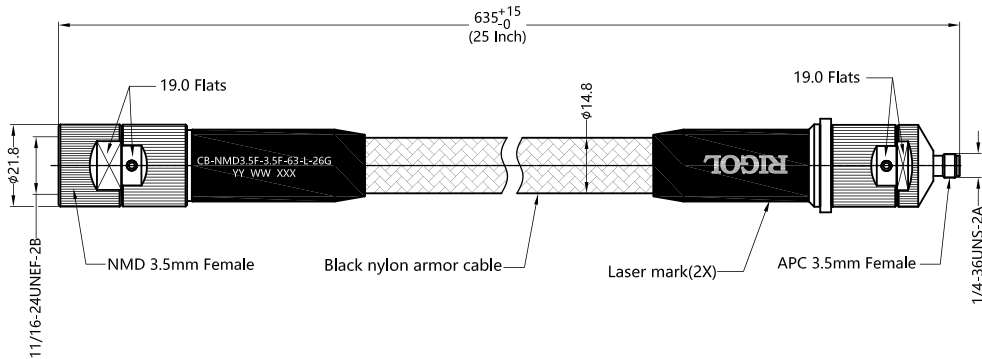
- Min. bending radius static: 32 mm
- Min. bending radius dynamic: 64 mm
- Recommended coupling torque:
  - 9 - 14 in - lbs (NM)
  - 7 - 9 in - lbs (35 M)
- Coupling nut retention force: 100 lbs (NM); 60 lbs (35 M)
- Durability: 500 Cycles

## ENVIRONMENTAL SPECIFICATIONS

- RoHS & REACH: Compliant
- Temperature range: -55 °C - +105 °C

# RF Cable: CB-NMD3.5F-3.5F-63-L-26G (For Network Analyzer)

DC-26.5 GHz, NMD 3.5 mm (Female)- 3.5 mm (Female), 63.5 cm



## MATERIAL SPECIFICATIONS

Piece Parts	Materials	Plating
Coupling nut	Stainless steel	Passivation
Body	Stainless steel	Passivation
Contact Pin	Beryllium copper	Gold
Insulator	PEI & PEEK	Natural
Cable	Stainless steel double buckle black nylon armor	-

## ELECTRICAL SPECIFICATIONS

- Impedance: 50  $\Omega$
- Frequency range: DC-26.5 GHz
- Voltage rating: 250  $V_{rms}$
- Dielectric withstanding voltage: 750 V (AC)
- Insulation resistance: 5000 M $\Omega$
- Insertion loss:  $\leq 2.0$  dB
- VSWR:  $\leq 1.25$
- Mechanical phase stability:  $\pm 2.7^\circ$  (Dual channel)
- Mechanical amplitude stability:  $\pm 0.08$  dB (Dual channel)

## MECHANICAL SPECIFICATIONS

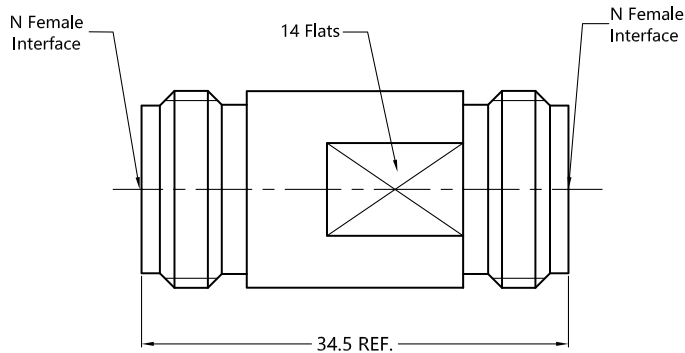
- Min. bending radius static: 74 mm
- Min. bending radius dynamic: 148 mm
- Recommended coupling torque: 9 - 14 in - lbs
- Coupling nut retention force: 100 lbs
- Durability: 50,000 Cycles (FLEX)

## ENVIRONMENTAL SPECIFICATIONS

- RoHS & REACH: Compliant
- Temperature range: -40  $^\circ\text{C}$  ~ +85  $^\circ\text{C}$

# Adapter: AD-NF-NF-L-18G

DC-18 GHz, N (Female)- N (Female)



## MATERIAL SPECIFICATIONS

Piece Parts	Materials	Plating
Body	Stainless steel	Passivation
Contact Pin	Be - Cu	Gold
Insulator	PEI	Natural

## ELECTRICAL SPECIFICATIONS

- Impedance: 50  $\Omega$
- Frequency range: DC-18 GHz
- Voltage rating: 250  $V_{rms}$
- Dielectric withstanding voltage: 750 V (AC)
- Insulation resistance: 5000 M $\Omega$
- Insertion loss:  $\leq 0.1 \times \sqrt{F(GHz)}$  dB
- VSWR:  $\leq 1.2$

## MECHANICAL SPECIFICATIONS

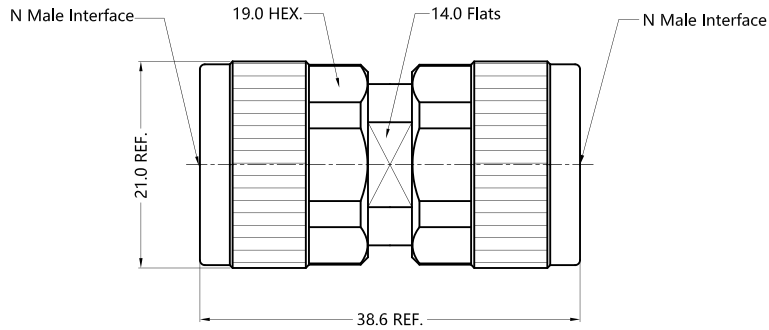
- Force to engage and disengage: N/A
- Center contact retention force: > 6 lbs
- Recommended coupling torque: N/A
- Coupling nut retention force: N/A
- Durability: 500 Cycles

## ENVIRONMENTAL SPECIFICATIONS

- RoHS & REACH: Compliant
- Temperature range: -55  $^{\circ}C$  - +125  $^{\circ}C$

# Adapter: AD-NM-NM-L-18G

DC-18 GHz, N (Male)- N (Male)



## MATERIAL SPECIFICATIONS

Piece Parts	Materials	Plating
Body	Stainless steel	Passivation
Contact Pin	Be - Cu	Gold
Insulator	PEI	Natural

## ELECTRICAL SPECIFICATIONS

- Impedance: 50  $\Omega$
- Frequency range: DC-18 GHz
- Voltage rating: 250  $V_{rms}$
- Dielectric withstanding voltage: 750 V (AC)
- Insulation resistance: 5000 M $\Omega$
- Insertion loss:  $\leq 0.1 \times \sqrt{F(GHz)}$  dB
- VSWR:  $\leq 1.2$

## MECHANICAL SPECIFICATIONS

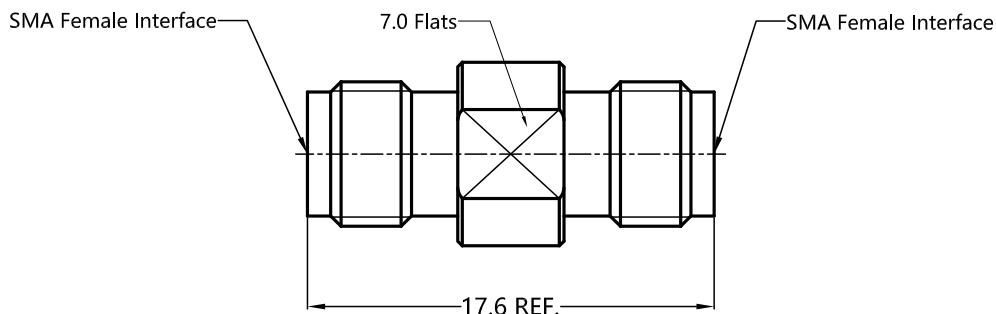
- Force to engage and disengage: N/A
- Center contact retention force: > 6 lbs
- Recommended coupling torque: 9 - 14 lbs
- Coupling nut retention force: >100 lbs

## ENVIRONMENTAL SPECIFICATIONS

- RoHS & REACH: Compliant
- Temperature range: -55  $^{\circ}C$  - +125  $^{\circ}C$

# Adapter: AD-SMAF-SMAF-L-18G

DC-18 GHz, SMA (Female)- SMA (Female)



## MATERIAL SPECIFICATIONS

Piece Parts	Materials	Plating
Body	Stainless steel	Passivation
Contact Pin	Be - Cu	Gold
Insulator	PTFE	Natural

## ELECTRICAL SPECIFICATIONS

- Impedance: 50  $\Omega$
- Frequency range: DC-18 GHz
- Voltage rating: 250 V<sub>rms</sub>
- Dielectric withstanding voltage: 750 V (AC)
- Insulation resistance: 5000 M $\Omega$
- Insertion loss:  $\leq 0.06 \times \sqrt{F(\text{GHz})}$  dB
- VSWR:  $\leq 1.2$

## MECHANICAL SPECIFICATIONS

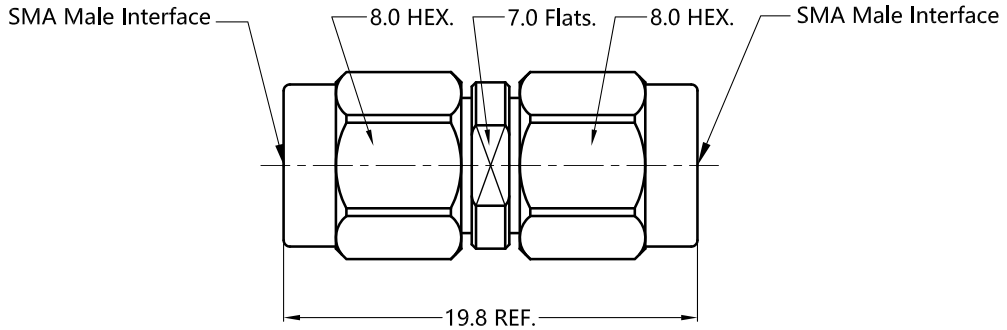
- Force to engage and disengage: N/A
- Center contact retention force: > 6 lbs
- Recommended coupling torque: N/A
- Coupling nut retention force: N/A
- Durability: 500 Cycles

## ENVIRONMENTAL SPECIFICATIONS

- RoHS & REACH: Compliant
- Temperature range: -55  $^{\circ}\text{C}$  - +125  $^{\circ}\text{C}$

# Adapter: AD-SMAM-SMAM-L-18G

DC-18 GHz, SMA (Male)- SMA (Male)



## MATERIAL SPECIFICATIONS

Piece Parts	Materials	Plating
Shell	Stainless steel	Passivation
Body	Stainless steel	Gold
Contact Pin	Brass	Gold
Insulator	PTFE	Natural

## ELECTRICAL SPECIFICATIONS

- Impedance: 50  $\Omega$
- Frequency range: DC-18 GHz
- Voltage rating: 250 V<sub>rms</sub>
- Dielectric withstanding voltage: 750 V (AC)
- Insulation resistance: 5000 M $\Omega$
- Insertion loss:  $\leq 0.06 \times \sqrt{F(\text{GHz})}$  dB
- VSWR:  $\leq 1.2$

## MECHANICAL SPECIFICATIONS

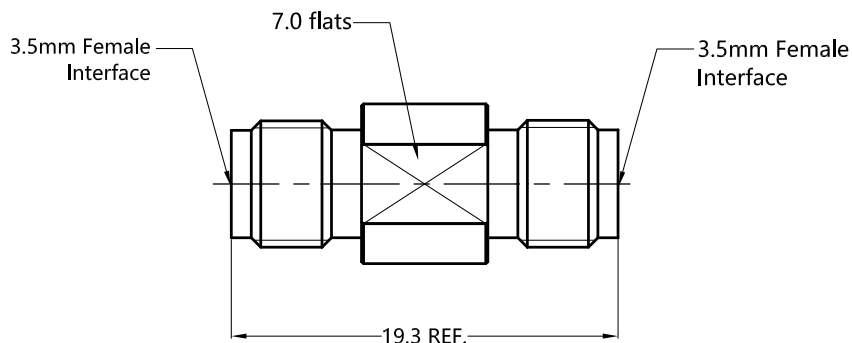
- Force to engage and disengage: N/A
- Center contact retention force: > 6 lbs
- Recommended coupling torque: 7 - 9 in - lbs
- Coupling nut retention force: > 60 lbs
- Durability: 500 Cycles

## ENVIRONMENTAL SPECIFICATIONS

- RoHS & REACH: Compliant
- Temperature range: -55  $^{\circ}\text{C}$  - +125  $^{\circ}\text{C}$

# Adapter: AD-3.5F-3.5F-L-26G

DC-26.5 GHz, 3.5 mm (Female)- 3.5 mm (Female)



## MATERIAL SPECIFICATIONS

Piece Parts	Materials	Plating
Body	Stainless steel	Passivation
Contact Pin	Be - Cu	Gold
Insulator	PEI	Natural

## ELECTRICAL SPECIFICATIONS

- Impedance: 50  $\Omega$
- Frequency range: DC-26.5 GHz
- Voltage rating: 250  $V_{rms}$
- Dielectric withstanding voltage: 750 V (AC)
- Insulation resistance: 5000 M $\Omega$
- Insertion loss:  $\leq 0.06 \times \sqrt{F(GHz)}$  dB
- VSWR:  $\leq 1.2$

## MECHANICAL SPECIFICATIONS

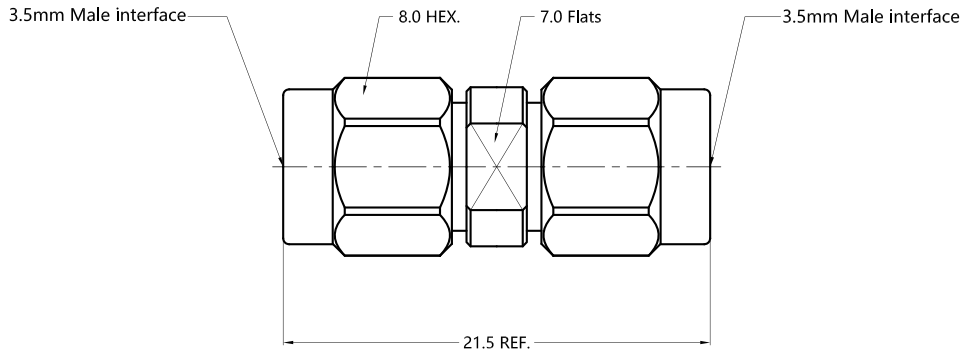
- Force to engage and disengage: N/A
- Center contact retention force: > 6 lbs
- Recommended coupling torque: N/A
- Coupling nut retention force: N/A
- Durability: 500 Cycles

## ENVIRONMENTAL SPECIFICATIONS

- RoHS & REACH: Compliant
- Temperature range: -55  $^{\circ}C$  - +125  $^{\circ}C$

# Adapter: AD-3.5M-3.5M-L-26G

DC-26.5 GHz, 3.5 mm (Male)- 3.5 mm (Male)



## MATERIAL SPECIFICATIONS

Piece Parts	Materials	Plating
Shell	Stainless steel	Passivation
Contact Pin	Brass	Gold
Insulator	PEI	Natural

## ELECTRICAL SPECIFICATIONS

- Impedance: 50  $\Omega$
- Frequency range: DC-26.5 GHz
- Voltage rating: 250  $V_{rms}$
- Dielectric withstanding voltage: 750 V (AC)
- Insulation resistance: 5000 M $\Omega$
- Insertion loss:  $\leq 0.06 \times \sqrt{F(GHz)}$  dB
- VSWR:  $\leq 1.2$

## MECHANICAL SPECIFICATIONS

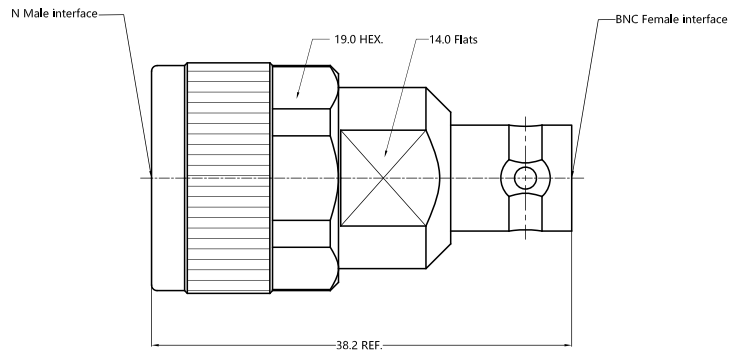
- Force to engage and disengage: N/A
- Center contact retention force: > 6 lbs
- Recommended coupling torque: 7 - 9 in - lbs
- Coupling nut retention force: > 60 lbs
- Durability:  $\geq 500$  Cycles

## ENVIRONMENTAL SPECIFICATIONS

- RoHS & REACH: Compliant
- Temperature range: -55  $^{\circ}C$  - +125  $^{\circ}C$

# Adapter: AD-NM-BNCF-L-4G

DC-4 GHz, N (Male)- BNC (Female)



## MATERIAL SPECIFICATIONS

Piece Parts	Materials	Plating
Shell	Stainless steel	Passivation
Contact Pin	Be - Cu	Gold
Insulator	PEI&PTFE	Natural

## ELECTRICAL SPECIFICATIONS

- Impedance: 50  $\Omega$
- Frequency range: DC-4 GHz
- Voltage rating: 250  $V_{rms}$
- Dielectric withstanding voltage: 750 V (AC)
- Insulation resistance: 5000 M $\Omega$
- Insertion loss:  $\leq 0.06 \times \sqrt{F(GHz)}$  dB
- VSWR:  $\leq 1.2$

## MECHANICAL SPECIFICATIONS

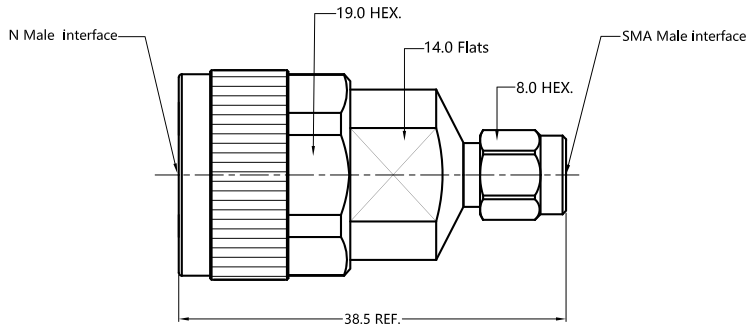
- Force to engage and disengage: N/A
- Center contact retention force: > 6 lbs
- Recommended coupling torque: 9 - 14 in - lbs (N Male)
- Coupling nut retention force: > 100 lbs (N Male)
- Durability:  $\geq 500$  Cycles

## ENVIRONMENTAL SPECIFICATIONS

- RoHS & REACH: Compliant
- Temperature range: -55  $^{\circ}C$  - +125  $^{\circ}C$

# Adapter: AD-SMAM-NM-L-18G

DC-18 GHz, SMA (Male)- N (Male)



## MATERIAL SPECIFICATIONS

Piece Parts	Materials	Plating
Shell/Body	Stainless steel	Passivation
Contact Pin	Brass	Gold
Insulator	PEI&PTFE	Natural

### ELECTRICAL SPECIFICATIONS

- Impedance: 50  $\Omega$
- Frequency range: DC-18 GHz
- Voltage rating: 250  $V_{rms}$
- Dielectric withstanding voltage: 750 V (AC)
- Insulation resistance: 5000 M $\Omega$
- Insertion loss:  $\leq 0.06 \times \sqrt{F(GHz)}$  dB
- VSWR:  $\leq 1.2$

### MECHANICAL SPECIFICATIONS

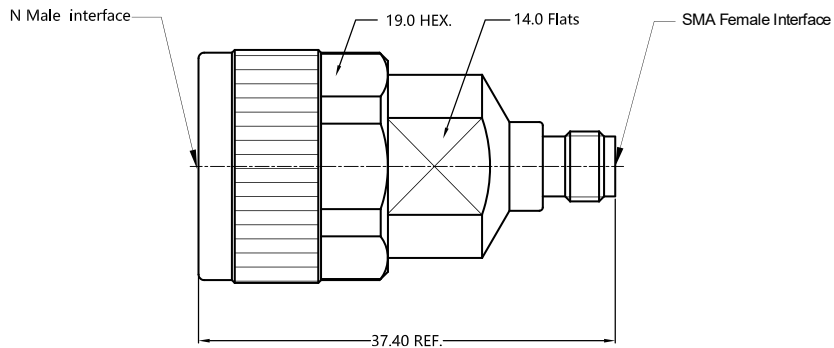
- Force to engage and disengage: N/A
- Center contact retention force: > 6 lbs
- Recommended coupling torque:
  - 9 - 14 in – lbs (N Male);
  - 7 - 9 in – lbs (SMA Male)
- Coupling nut retention force:
  - 100 lbs (N Male);
  - > 60 lbs (SMA Male)
- Durability:  $\geq 500$  Cycles

### ENVIRONMENTAL SPECIFICATIONS

- RoHS & REACH: Compliant
- Temperature range: -55  $^{\circ}C$  - +125  $^{\circ}C$

# Adapter: AD-SMAF-NM-L-18G

DC-18 GHz , SMA (Female)- N (Male)



## MATERIAL SPECIFICATIONS

Piece Parts	Materials	Plating
Shell/Body	Stainless steel	Passivation
Contact Pin	Be - Cu	Gold
Insulator	PTFE/PEI	Natural

## ELECTRICAL SPECIFICATIONS

- Impedance: 50  $\Omega$
- Frequency range: DC-18 GHz
- Voltage rating: 250 V<sub>rms</sub>
- Dielectric withstanding voltage: 750 V (AC)
- Insulation resistance: 5000 M $\Omega$
- Insertion loss:  $\leq 0.08 \times \sqrt{F(\text{GHz})}$  dB
- VSWR:  $\leq 1.2$

## MECHANICAL SPECIFICATIONS

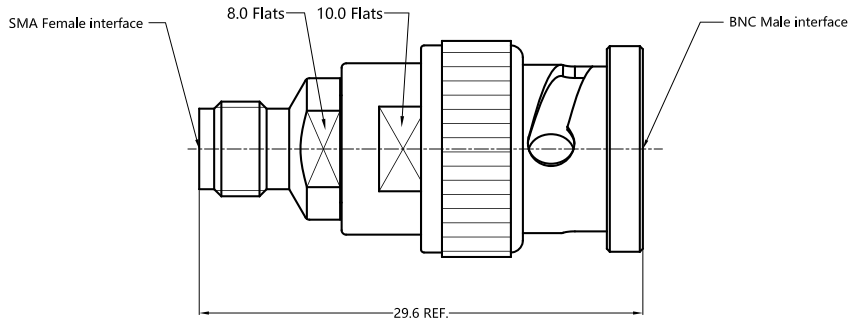
- Force to engage and disengage: N/A
- Center contact retention force: > 6 lbs
- Recommended coupling torque:
  - 9 - 14 in - lbs (N Male);
  - Coupling nut retention force:
    - > 100 lbs (N Male);
    - Durability:  $\geq 500$  Cycles

## ENVIRONMENTAL SPECIFICATIONS

- RoHS & REACH: Compliant
- Temperature range: -55  $^{\circ}\text{C}$  - +125  $^{\circ}\text{C}$

# Adapter: AD-SMAF-BNCM-L-4G

DC-4 GHz , SMA (Female)- BNC (Male)



## MATERIAL SPECIFICATIONS

Piece Parts	Materials	Plating
Body	Stainless steel/Be - Cu	Passivation/Nickel
Contact Pin	Be - Cu	Gold
Insulator	PEI/PTFE	Natural

## ELECTRICAL SPECIFICATIONS

- Impedance: 50  $\Omega$
- Frequency range: DC-4 GHz
- Voltage rating: 250  $V_{rms}$
- Dielectric withstanding voltage: 750 V (AC)
- Insulation resistance: 5000  $M\Omega$
- Insertion loss:  $\leq 0.08 \times \sqrt{F(GHz)}$  dB
- VSWR:  $\leq 1.2$

## MECHANICAL SPECIFICATIONS

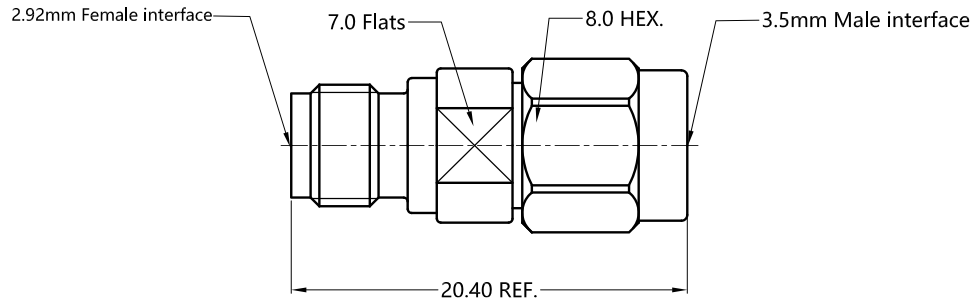
- Force to engage and disengage: N/A
- Center contact retention force: > 6 lbs
- Coupling nut proof torque: N/A
- Coupling nut retention force: N/A
- Durability:  $\geq 500$  Cycles

## ENVIRONMENTAL SPECIFICATIONS

- RoHS & REACH: Compliant
- Temperature range: -55  $^{\circ}C$  - +125  $^{\circ}C$

# Adapter: AD-3.5M-2.92F-L-26G

DC-26.5 GHz, 3.5 mm (Male)- 2.92 (Female)



## MATERIAL SPECIFICATIONS

Piece Parts	Materials	Plating
Shell	Stainless steel	Passivation
Body	Stainless steel	Gold
Contact Pin	Be - Cu	Gold
Insulator	PEI	Natural

## ELECTRICAL SPECIFICATIONS

- Impedance: 50  $\Omega$
- Frequency range: DC-26.5 GHz
- Voltage rating: 250 V<sub>rms</sub>
- Dielectric withstanding voltage: 750 V (AC)
- Insulation resistance:  $\geq 5000 \text{ M}\Omega$
- Insertion loss:  $\leq 0.08 \times \sqrt{F(\text{GHz})} \text{ dB}$
- VSWR:  $\leq 1.2$

## MECHANICAL SPECIFICATIONS

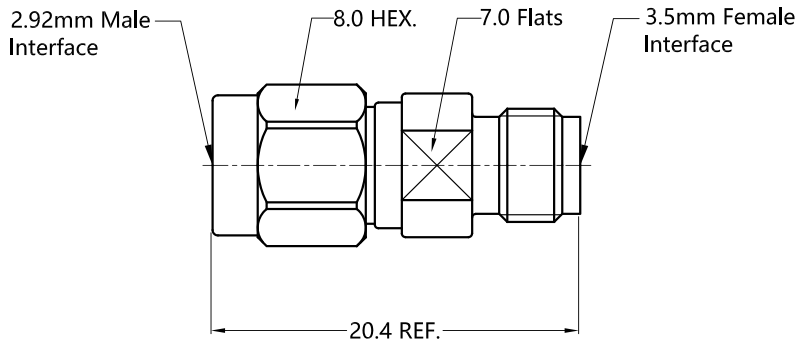
- Force to engage and disengage: N/A
- Center contact retention force:  $> 6 \text{ lbs}$
- Recommended coupling torque:  
7 - 9 in - lbs
- Coupling nut retention force:  
 $> 60 \text{ lbs}$
- Durability: 500 Cycles

## ENVIRONMENTAL SPECIFICATIONS

- RoHS & REACH: Compliant
- Temperature range: -55  $^{\circ}\text{C}$  - +125  $^{\circ}\text{C}$

# Adapter: AD-3.5F-2.92M-L-26G

DC-26.5 GHz, 3.5 mm (Female) - 2.92 mm (Male)



## MATERIAL SPECIFICATIONS

Piece Parts	Materials	Plating
Shell/Body	Stainless steel	Passivation
Contact Pin	Be - Cu	Gold
Insulator	PTFE	Natural

## ELECTRICAL SPECIFICATIONS

- Impedance: 50  $\Omega$
- Frequency range: DC-26.5 GHz
- Voltage rating: 250  $V_{rms}$
- Dielectric withstanding voltage: 750 V (AC)
- Insulation resistance:  $\geq 5000 M\Omega$
- Insertion loss:  $\leq 0.07 \times \sqrt{F(GHz)}$  dB
- VSWR:  $\leq 1.2$

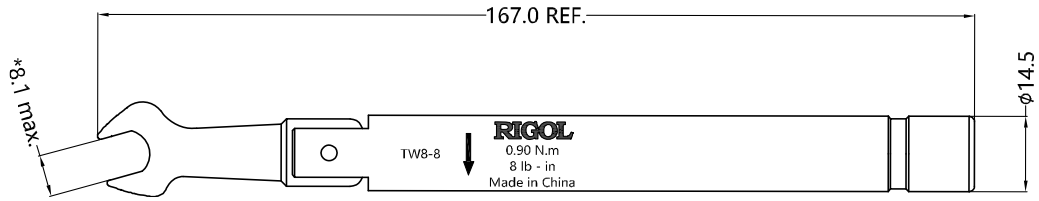
## MECHANICAL SPECIFICATIONS

- Force to engage and disengage: N/A
- Center contact retention force:  $> 6$  lbs
- Recommended coupling torque:  
7 - 9 in - lbs
- Coupling nut retention force:  
 $> 60$  lbs
- Durability: 500 Cycles

## ENVIRONMENTAL SPECIFICATIONS

- RoHS & REACH: Compliant
- Temperature range:  $-55$   $^{\circ}C$  -  $+125$   $^{\circ}C$

## Torque Wrench: TW8-8



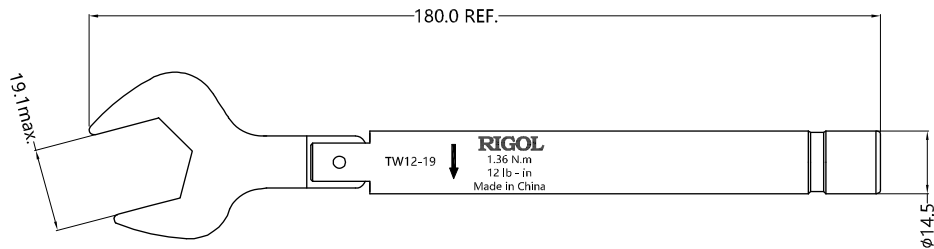
### Material Specifications:

- Open-end head: stainless steel, nickel plated
- Handle: aluminum, anodized (black)
- Spring: manganese alloy
- Steel bead: stainless steel/passivation
- Spring pin: stainless steel, passivated
- Other parts: stainless steel, passivated

### Notes:

- Torque specification:  $0.9 \pm 0.04$  N.m  
( $8.0 \pm 0.32$  lb-in)
- Open-end size: 8.1 mm
- Application: 2.4 mm / 3.5 mm / 2.92 mm / SMA / 1.85 mm male connectors

## Torque Wrench: TW12-19



### Material Specifications:

- Open-end head: stainless steel, nickel plated
- Handle: aluminum, anodized (black)
- Spring: manganese alloy
- Steel bead: stainless steel/passivation
- Spring pin: stainless steel, passivated
- Other parts: stainless steel, passivated

### Notes:

- Torque specification:  $1.36 \pm 0.05$  N.m  
( $12.0 \pm 0.48$  lb-in)
- Open-end size: 19.1 mm
- Application: N-type male connectors

# Boost Smart World and Technology Innovation

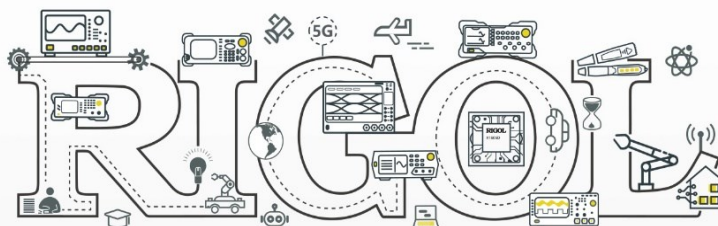
Industrial Intelligent  
Manufacturing



Semiconductors




Education &  
Research



Communication

System Integration



New Energy



- 5G Cellular-5G/WIFI
- UWB/RFID/ ZIGBEE
- Digital Bus/Ethernet
- Optical Communication

- Digital/Analog/RF Chip
- Memory and MCU Chip
- Third-Generation Semiconductor
- Solar Photovoltaic Cells

- New Energy Automobile
- PV/Inverter
- Power Test
- Automotive Electronics

*Provide Testing and Measuring Products  
and Solutions for Industry Customers*

## HEADQUARTER

**RIGOL TECHNOLOGIES CO., LTD.**  
No.8 Keling Road, New District,  
Suzhou, JiangSu, P.R.China  
Tel: +86-400620002  
Email: info-cn@rigol.com

## JAPAN

**RIGOL JAPAN CO., LTD.**  
5F, 3-45-6, Minamiosuka, Toshima-Ku,  
Tokyo, 170-0005, Japan  
Tel: +81-3-6262-8932  
Fax: +81-3-6262-8933  
Email: info.jp@rigol.com

## EUROPE

**RIGOL TECHNOLOGIES EU GmbH**  
Friedrichshafener Str. 5  
82205 Gilching  
Germany  
Tel: +49(0)8105-27292-21  
Email: info-europe@rigol.com

## KOREA

**RIGOL KOREA CO., LTD.**  
5F, 222, Gonghang-daero,  
Gangseo-gu, Seoul, Republic of Korea  
Tel: +82-2-6953-4466  
Fax: +82-2-6953-4422  
Email: info.kr@rigol.com

## NORTH AMERICA

**RIGOL TECHNOLOGIES, USA INC.**  
10220 SW Nimbus Ave.  
Suite K-7  
Portland, OR 97223  
Tel: +1-877-4-RIGOL-1  
Email: sales@rigol.com

## For Assistance in Other Countries

Email: info.int@rigol.com